

# NH KNIFE-BLADE

FUSE LINKS & FUSE BASES


QUICK GUIDE

# NH KNIFE-BLADE

FUSE LINKS & FUSE BASES

# NH

NH fuse links have a ceramic body and blade-style terminals. These fuses are larger and have higher ratings than the cylindrical fuses. NH fuse links are widespread in industrial plants as well as in public mains electricity applications, e.g., in electrical substations and electrical distribution boards, or in house junction boxes in buildings.



# NH KNIFE-BLADE

FUSE LINKS & FUSE BASES

**gG** NH 500V fuse links




U	BREAKING CAPACITY	In
500V	120kA	NH000 2A...100A
		NH00 125A   160A
		NH0 6A...160A
		NH0S 200A...250A
		NHC1 50A...160A
		NH1 200A...355A
		NHC2 63A...250A
		NH2 315A...500A
		NHC3 250A...400A
		NH3 425A...800A
		NH4 315A...1250A

**gG** NH 690V fuse links



U	BREAKING CAPACITY	In
690V	80kA	NH000 2A...40A
		NH00 50A   100A
		NH0 6A...100A
		NH1 125A...200A
		NHC1 50A...100A
		NH2 224A...315A
		NHC2 63A...200A
		NH3 355A...500A
		NHC3 250A   315A
		NH4 400A...800A

**aM** NH 500V/690V fuse links




	U	In	BREAKING CAPACITY		U	In	BREAKING CAPACITY		U	In	BREAKING CAPACITY
NH000	690V	6A...40A	80kA	NHC1	690V	63A...100A	80kA	NHC3	690V	315A   355A	80kA
NH00	690V 500V	50A...100A 125A   160A	80kA 120kA	NH1	690V 500V	125A...200A 224A   250A	80kA 120kA	NH3	690V 500V	400A...500A 630A	80kA 120kA
NH0	690V 500V	6A...100A 125A   160A	80kA 120kA	NHC2	690V	125A...200A	80kA	NH4	690V 500V	400A...800A 315A...1250A	80kA 120kA
NH0S	690V 500V	125A   160A 200A	80kA 120kA	NH2	690V 500V	125A...200A 224A...400A	80kA 120kA				

# NH KNIFE-BLADE


FUSE LINKS & FUSE BASES

**gG** NH 500V with striker fuse links




U	BREAKING CAPACITY	In
500V	120kA	<span>NH0S</span> 32A...200A <span>NH1</span> 63A...355A <span>NH2</span> 125A...500A <span>NH3</span> 315A...630A <span>NH4</span> 315A...1250A

**gG** NH 690V with striker fuse links



U	BREAKING CAPACITY	In
690V	80kA	<span>NH0S</span> 32A...100A <span>NH1</span> 63A...200A <span>NH2</span> 125A...315A <span>NH3</span> 315A...500A <span>NH4</span> 400A...800A

**aM** NH 500V/690V with striker fuse links




	U	In	BREAKING CAPACITY		U	In	BREAKING CAPACITY		U	In	BREAKING CAPACITY
<span>NH0S</span>	690V 500V	32A...160A 200A	80kA 120kA	<span>NH2</span>	690V 500V	125A...355A 400A	80kA 120kA	<span>NH4</span>	690V 500V	400A...800A 315A...1250A	80kA 120kA
<span>NH1</span>	690V 500V	80A...200A 250A	80kA 120kA	<span>NH3</span>	690V 500V	400A...500A 630A	80kA 120kA				

# NH KNIFE-BLADE


FUSE LINKS & FUSE BASES

**ST** NH 690V fuse bases

U	In	NH00	NH0	NH1
690V		160A	160A	250A
		NH2	NH3	NH4
		400A	630A	1000A 1250A 1600A 2500A



**ST** NH ACCESSORIES fuse bases



MICROSWITCH

FUSE PULLER

NH000	NH00	NH0	NH1	NH2	NH3
-------	------	-----	-----	-----	-----

NH00	NH0	NH1	NH2	NH3	NH4
------	-----	-----	-----	-----	-----

**BS** fuse switch disconnectors NH 690V fuse bases

U	In	NH000	NH00	NH1
690V		100A	160A	250A
		NH2	NH3	
		400A	630A	



**BUC** fuse switch disconnectors NH single pole fuse bases

U	In	NH00	NH1	NH2
500V AC/DC		160A	250A	400A





# PROTECTING THE WORLD



## HEAD OFFICE AND FACTORY

SILICI, 67-69  
08940 CORNELLÀ DE LLOBREGAT  
BARCELONA · SPAIN  
Tel. +34 93 377 85 85  
Fax +34 93 377 82 82

## INTERNATIONAL SALES

Tel. +34 93 475 08 64  
Fax +34 93 480 07 75  
export@dfelectric.es

## NATIONAL SALES

Tel. 93 475 08 64  
Fax 93 480 07 76  
comercial@dfelectric.es



[dfelectric.es](http://dfelectric.es)