


**Earth Terminals
Snap On**

ERPE2.5P


Width: 5.75 mm



2.5 mm² Feed Through Terminal Block
Protective Earth
Snap on, Closed

ERPE4P

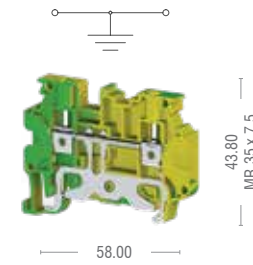
Width: 6.2 mm



4 mm² Feed Through Terminal Block
Protective Earth
Snap on, Closed

ERPE4NEP

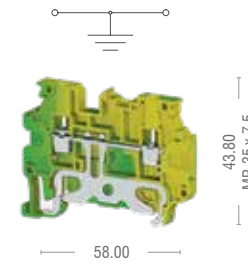
Width: 6 mm



4 mm² Feed Through Terminal Block
Protective Earth
Snap on

ERPE2.5NEP

Width: 5 mm



2.5 mm² Feed Through Terminal Block
Protective Earth
Snap on



Electrical Ratings
CE (EN 60947-7-1 / EN 60947-7-2)
cRUus
VDE (EN 60947-7-1 / EN 60947-7-2)
CSA
IECEX

Connection Data
Conductor cross section solid (min.-max.)
Conductor cross section stranded (min.-max.)
2 conductors with same cross section, stranded, TWIN ferrules with plastic sleeve, (min.-max.)
AWG Conductor
Insulation Stripping Length
Torque (min.-max.)
Rail Tightening torque (min.-max.)
Screwdriver

Technical Data
Rated Impulse Voltage
Insulation material group / Gauge pin code according to IEC 60947-1
Protection class / Protection conductor type

Ordering Data
Feed Through Terminal Block, Earth

End Bracket
xx: Beige or Grey

Test Plug and Sockets

Warning Label
Available in White and Yellow

Group Marking

Unprinted Markers

Voltage, V ~	Current, A	Cross Section
		2.5 mm ²
		AWG 26 - 12
630		

Terminal	Qty.	End Plate	Qty.
ERPE2.5P	50		

Part Number	Qty.	Part Number	Qty.
ES1xx	100		
ES4xx	100		
ES7xx	50		

Part Number	Qty.	Part Number	Qty.
WL1	50	WL2	50

Part Number	Qty.	Part Number	Qty.
GM	50	GM1-2	25
GM1-1	25	GM2-2	25
GM2	50		

Part Number	Qty.	Part Number	Qty.
MT10/5	500		
DG10/5	440		
DG10/5T	440		

Voltage, V ~	Current, A	Cross Section
		4 mm ²
		AWG 26-10
630		

Terminal	Qty.	End Plate	Qty.
ERPE4P	50		

Part Number	Qty.	Part Number	Qty.
ES1xx	100		
ES4xx	100		
ES7xx	50		

Part Number	Qty.	Part Number	Qty.
WL1	50	WL2	50

Part Number	Qty.	Part Number	Qty.
GM	50	GM1-2	25
GM1-1	25	GM2-2	25
GM2	50		

Part Number	Qty.	Part Number	Qty.
MT10/6	500		
DG10/6	360		

Voltage, V ~	Current, A	Cross Section
		4 mm ²
0.2 - 6 mm ²		
0.2 - 6 mm ²		
0.5 - 2.5 mm ²		
AWG 24 - 10		
9 - 10 mm		
0.5 - 0.8 Nm		
0.6 x 3.5		
8/3		
1/A4		
IP 20/ PE		

Terminal	Qty.	End Plate	Qty.
ERPE4NEP	50	EP2.5-4NEP	25

Part Number	Qty.	Part Number	Qty.
ES1xx	100		
ES4xx	100		
ES7xx	50		

Part Number	Qty.	Part Number	Qty.
WL1	50	WL2	50

Part Number	Qty.	Part Number	Qty.
MT10/6	500		
DG10/6	360		

Voltage, V ~	Current, A	Cross Section
		2.5 mm ²
0.2 - 4 mm ²		
0.2 - 4 mm ²		
0.5 - 1.5 mm ²		
AWG 24 - 12		
9 - 10 mm		
0.4 - 0.6 Nm		
0.6 x 3.5		
8/3		
1/A3		
IP 20/ PE		

Terminal	Qty.	End Plate	Qty.
ERPE2.5NEP	50	EP2.5-4NEP	25

Part Number	Qty.	Part Number	Qty.
ES1xx	100		
ES4xx	100		
ES7xx	50		

Part Number	Qty.	Part Number	Qty.
WL1	50	WL2	50

Part Number	Qty.	Part Number	Qty.
MT10/5	500		
DG10/5	440		
DG10/5T	440		



**SHINE LIGHT ON YOUR
TECHNICAL APPLICATIONS**

The LMB range of LED pilot lights can be used in new installations, or a retrofit of an existing panel as they fit into a standard Ø22.5mm (7/8") hole. Besides having a bulb that outlasts a standard incandescent bulb type, LEDs are not affected by vibration or heat, making them suitable for almost every application.


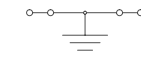
- Multi-chip LED integrated onto light surface
 - IP65
 - Single hole fixing Ø22.5mm
- Bright & colour intensive light distribution
 - Temperature range -25°C to +55°C
 - cURus, CE approval



Scan this QR code using your smartphone to view our Pilot Light Range

ERDTPE2.5


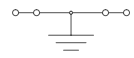
Width: 5 mm



2.5 mm² Feed Through Terminal Block
Protective Earth
2 In, 2 Out
Snap On

ERDTPE4

Width: 6 mm



4 mm² Feed Through Terminal Block
Protective Earth
2 In, 2 Out
Snap On



Electrical Ratings
CE (EN 60947-7-1)
cRUus
VDE (IEC 60947-7-1)
CSA
IECEX

Connection Data
Conductor cross section solid (min.-max.)
Conductor cross section stranded (min.-max.)
2 conductors with same cross section, stranded, TWIN ferrules with plastic sleeve, (min.-max.)
AWG Conductor
Insulation Stripping Length
Torque (min.-max.)
Rail Tightening torque (min.-max.)
Screwdriver

Technical Data
Rated Impulse Voltage
Insulation material group / Gauge pin code according to IEC 60947-1
Protection class / Protection conductor type

Ordering Data
Feed Through Terminal Block, Earth

End Bracket
xx: Beige or Grey



Test Plug and Sockets



Warning Label
Available in White and Yellow



Group Marking



Unprinted Markers



Voltage, V ~	Current, A	Cross Section
		2.5 mm ²
		AWG 26 - 12

0.2 - 4 mm ²
0.2 - 4 mm ²
0.5 - 1.5 mm ²
AWG 24 - 12
9 - 10 mm
0.4 - 0.6 Nm
0.6 x 3.5

8/3
1/A3
IP 20/ PE

Terminal	Qty.	End Plate	Qty.
ERDTPE2.5	25	EPDTPE2.5	25

Part Number	Qty.	Part Number	Qty.
ES1xx	100		
ES4xx	100		
ES7xx	50		

Part Number	Qty.	Part Number	Qty.

With Symbol	Qty.	Without Symbol	Qty.

Part Number	Qty.	Part Number	Qty.
GM	50	GM1-2	25
GM1-1	25	GM2-2	25
GM2	50		

Part Number	Qty.	Part Number	Qty.
MT10/5	440		
DG10/5	440		
DG10/5T	440		

Voltage, V ~	Current, A	Cross Section
		4 mm ²

0.2 - 6 mm ²
0.2 - 6 mm ²
0.5 - 2.5 mm ²
AWG 24 - 10
9 - 10 mm
0.5 - 0.8 Nm
0.6 x 3.5

8/3
1/A4
IP 20/ PE

Terminal	Qty.	End Plate	Qty.
ERDTPE4	50	EPDTEP4	25

Part Number	Qty.	Part Number	Qty.
ES1xx	100		
ES4xx	100		
ES7xx	50		

Part Number	Qty.	Part Number	Qty.

With Symbol	Qty.	Without Symbol	Qty.

Part Number	Qty.	Part Number	Qty.
GM	50	GM1-2	25
GM1-1	25	GM2-2	25
GM2	50		

Part Number	Qty.	Part Number	Qty.
MT10/5	440		
DG10/5	440		
DG10/5T	440		

THE WORLD'S SMALLEST. THE WORLD'S BEST.

IMO offers a comprehensive range of high-quality Contactors, suited to a range of applications. Regular switching requirements are more than adequately handled by our proven "Standard" 3 or 4 pole devices, while dedicated designs are available for switching DC loads (PV applications, Capacitor / Battery banks) and low current loads (LED lighting, Vehicles etc.).

Our ground-breaking Mini and Micro Contactors offer the same feature-driven benefits as the Standard range, with a smaller footprint to facilitate miniaturisation.

Modular Contactors offer almost silent switching in a compact, distribution-board friendly package; useful in the home or office environment where noise and aesthetics are a concern.

All of our Contactors are partnered with a full range of accessories and options to add functionality and flexibility to your design. Isn't it time you made the Switch to IMO Contactors?

- Full range from Micro to Mega Contactors
- International Approvals (EN/IEC, UL, CSA, etc)
- Cutting-edge designs including miniaturised
- Full range of accessories and options including PCB mounting



Scan this QR code using your smartphone to view our **Micro Contactors**