

Universal terminals OTL

1000 V
AC/DC

Bimetal
(AL/CU)

Class A

Certified according to
standards EN 61238-1
and EN 60947-7-1



Universal terminals OTL are designed for copper and aluminium conductors. The terminals are suitable for all types of copper or aluminium conductors with cross-section up to 240 mm². Multiple copper wires can be placed to the universal terminals OTL blocks according to the respective terminal type (see Table of universal terminals OTL wiring connectivity on page 9). IP protection class for OTL terminals is IP20.



Certification and product safety

Universal terminals OTL are tested and certified by following standards:

EN 60947-7-1:2009 „Low-voltage switchgear and control gear - Part 7-1: Ancillary equipment - Terminal blocks for copper conductors“

EN 61238-1:2003 „Compression and mechanical connectors for power cables for rated voltages up to 30 kV (U_m = 36 kV) - Part 1: Test methods and requirements“

All connectors used inside switchgears or similar appliances must fulfil these requirements.

EN 61238-1:2003 for copper and aluminium cables are divided into two classes.

Class A (heat cycle and **short-circuit tested**) - These are connectors intended for electricity distribution or industrial networks in which they can be subjected to short-circuits of relatively high intensity and duration. Therefore, Class A connectors are suitable for most applications.

Class B (heat cycle tests only, **not short-circuit tested**) - These are connectors for networks in which overloads or short-circuits are rapidly cleared by the installed protective devices, e.g. **fast-acting fuses**.

Universal terminals OTL are tested and certified class A connectors.

For choosing safe and reliable connector, always make sure that the terminal is equipped with CE and Class A markings with the symbol of certifying institute, for example FI -mark.

Material classification according to UL 94 V-0 standard (vertical burning test)

Criteria Conditions	94 V-0	94 V-1	94 V-2
Total flaming combustion for each specimen	≤ 10 sec	≤ 30 sec	≤ 30 sec
Total flaming combustion for all 5 specimens of any set	≤ 50 sec	≤ 250 sec	≤ 250 sec
Flaming and glowing combustion for each specimen after second burner flame application	≤ 30 sec	≤ 60 sec	≤ 60 sec
Cotton ignited by flaming drips from any specimen	No	No	Yes

Universal terminals OTL wiring connectivity

In case of Aluminum wire, only one wire is allowed to connect per connection

Type	Conductor cross-section (mm ²) / number of copper wires per connection															Tightening torque (Nm)	In (A) AL / CU	
	1,5	2,5	4	6	10	16	25	35	50	70	95	120	150	185	24			
OTL 16	3 pcs	3 pcs	2 pcs	2 pcs	1 pcs	1 pcs											1,5 Nm (1,5 - 6 mm ²) 7 Nm (10 - 16 mm ²)	75 / 82
OTL 35																	3 Nm (2,5 - 16 mm ²) 6 Nm (25 - 35 mm ²)	120 / 135
OTL 35-2																		
OTL 35-3X		3 pcs	3 pcs	3 pcs	3 pcs	2 pcs	1 pcs	1 pcs										
OTL 35-5X																		
OTL 50																	1,5 Nm (1,5 - 2,5 mm ²) 5 Nm (4 - 10 mm ²) 10 Nm (16 - 50 mm ²)	145 / 160
OTL 50-2	3 pcs	3 pcs	3 pcs	3 pcs	3 pcs	3 pcs	2 pcs	1 pcs	1 pcs									
OTL 50-3																		
OTL 95																	12 Nm (6 - 25 mm ²) 22Nm (35 - 95 mm ²)	220 / 245
OTL 95-2				3 pcs	3 pcs	3 pcs	3 pcs	2 pcs	1 pcs	1 pcs	1 pcs							
OTL 95-3																		
OTL 150																	14 Nm (25 - 50 mm ²) 30 Nm (70 - 150 mm ²)	290 / 320
OTL 150-2							3 pcs	3 pcs	3 pcs	2 pcs	1 pcs	1 pcs	1 pcs					
OTL 150-3																		
OTL 240																	26 Nm (35 - 120 mm ²) 40 Nm (150 - 240 mm ²)	380 / 425
OTL 240-2								3 pcs	3 pcs	3 pcs	2 pcs	2 pcs	1 pcs	1 pcs	1 pcs			



OTL 16

OTL 35

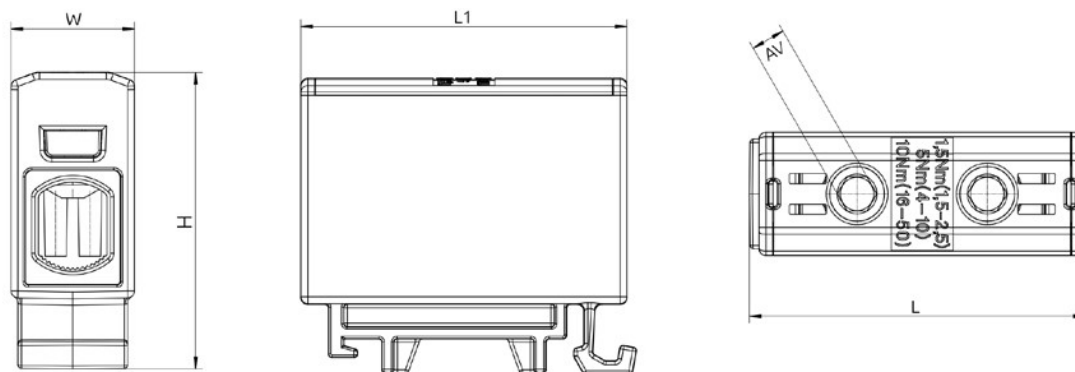
OTL 50

Grey	●	MAA1016A10	MAA1035A10	MAA1050A10
Blue	●	MAA1016B10	MAA1035B10	MAA1050B10
Yellow-green	●	MAA1016Y10	MAA1035Y10	MAA1050Y10
Red	●	MAA1016R10		MAA1050R10
Black	●	MAA1016S10	-	MAA1050S10

Technical data

Conductor cross-section CU, AL (mm ²)	1,5 - 16	2,5 - 35	1,5 - 50
Nominal voltage AC / DC (V)	1000	1000	1000
Nominal current (A)	82 (CU) / 75 (AL)	135 (CU) / 120 (AL)	160 (CU) / 145 (AL)
Width / Height / Length (mm)	13,5 / 39,5 / 45	16 / 40 / 45	18 / 43 / 50
Screw, hexagonal key	No. 4	No. 4	No. 5
Tightening torque (Nm)	1,5 Nm (1,5 - 6 mm ²) 7 Nm (10 - 16 mm ²) -	3 Nm (2,5 - 16 mm ²) 6 Nm (25 - 35 mm ²) -	1,5 Nm (1,5 - 2,5 mm ²) 5 Nm (4 - 10 mm ²) 10 Nm (16 - 50 mm ²)
Mounting	DIN rail	DIN rail	DIN rail
Weight (g)	17	27	30
Package (pcs)	30	30	● 50 / ● ● ● ● 30

Dimensions





OTL 95

OTL 150

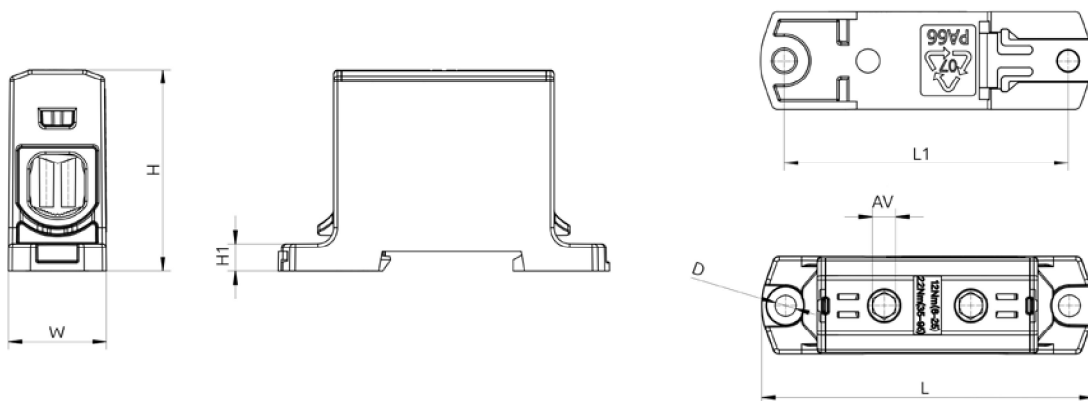
OTL 240

Grey		MAA1095A10	MAA1150A10	MAA1240A10
Blue		MAA1095B10	MAA1150B10	MAA1240B10
Yellow-green		MAA1095Y10	MAA1150Y10	MAA1240Y10
Red		MAA1095R10	-	-
Black		MAA1095S10	-	-

Technical data

Conductor cross-section CU, AL (mm ²)	6 - 95	25 - 150	35 - 240
Nominal voltage AC / DC (V)	1000	1000	1000
Nominal current (A)	245 (CU) / 220 (AL)	320 (CU) / 290 (AL)	425 (CU) / 380 (AL)
Width / Height / Length (mm)	25 / 51 / 84	31 / 54 / 84	37 / 65 / 106
Screw, hexagonal key	No. 6	No. 6	No. 8
Tightening torque (Nm)	12 Nm (6 - 25 mm ²) 22 Nm (35 - 95 mm ²) -	14 Nm (25 - 50 mm ²) 35 Nm (70 - 150 mm ²)	26 Nm (35 - 120 mm ²) 46 Nm (150 - 240 mm ²)
Mounting	DIN rail, screw	DIN rail, screw	DIN rail, screw
Weight (g)	65	100	195
Package (pcs)	20 / 10	20 / 10	10 / 3

Dimensions





OTL 35-2



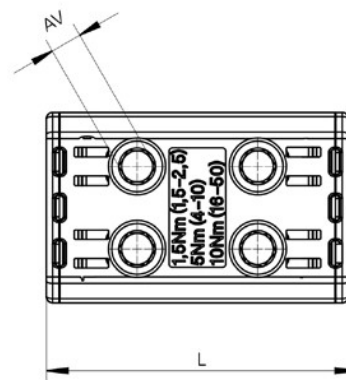
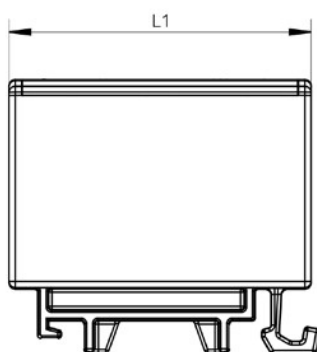
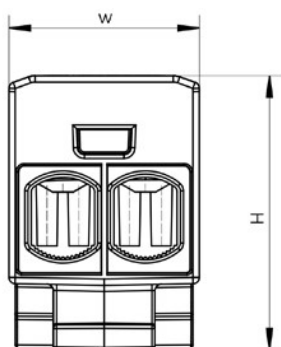
OTL 50-2

Grey		MAA2035A10	MAA2050A10
Blue		MAA2035B10	MAA2050B10
Yellow-green		MAA2035Y10	MAA2050Y10
Red		-	MAA2050R10
Black		-	MAA2050S10

Technical data

Conductor cross-section CU, AL (mm ²)	2,5 - 35	1,5 - 50
Nominal voltage AC / DC (V)	1000	1000
Nominal current (A)	135 (CU) / 120 (AL)	320 (CU) / 290 (AL)
Width / Height / Length (mm)	27 / 40 / 46	30 / 43 / 49
Screw, hexagonal key	No. 4	No. 5
Tightening torque (Nm)	3 Nm (2,5 - 16 mm ²) 6 Nm (25 - 35 mm ²) -	1,5 Nm (1,5 - 2,5 mm ²) 5 Nm (4 - 10 mm ²) 10 Nm (16 - 50 mm ²)
Mounting	DIN rail	DIN rail
Weight (g)	44	90
Package (pcs)	18	15

Dimensions





OTL 95-2



OTL 150-2



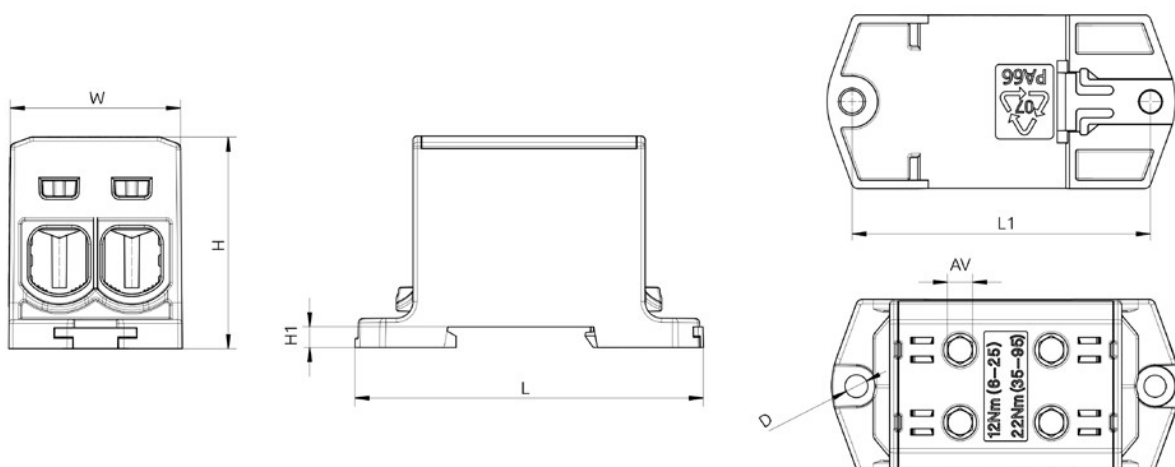
OTL 240-2

Grey	●	MAA2095A10	MAA2150A10	MAA2240A10
Blue	●	MAA2095B10	MAA2150B10	MAA2240B10
Yellow-green	●	MAA2095Y10	MAA2150Y10	MAA2240Y10
Red	●	MAA2095R10	-	-
Black	●	MAA2095S10	-	-

Technical data

Conductor cross-section CU, AL (mm ²)	6 - 95	25 - 150	35 - 240
Nominal voltage AC / DC (V)	1000	1000	1000
Nominal current (A)	245 (CU) / 220 (AL)	320 (CU) / 290 (AL)	425 (CU) / 380 (AL)
Width / Height / Length (mm)	42 / 51 / 84	51 / 54 / 84	60 / 65 / 106
Screw, hexagonal key	No. 6	No. 6	No. 8
Tightening torque (Nm)	12 Nm (6 - 25 mm ²) 22 Nm (35 - 95 mm ²) -	14 Nm (25 - 50 mm ²) 30 Nm (70 - 150 mm ²) -	26 Nm (35 - 120 mm ²) 40 Nm (150 - 240 mm ²) -
Mounting	DIN rail, screw	DIN rail, screw	DIN rail, screw
Weight (g)	125	170	340
Package (pcs)	● 30 / ● ● ● ● ● 15	● 10 / ● ● ● 5	● 6 / ● ● ● 3

Dimensions








OTL 50-3

OTL 95-3

OTL 150-3

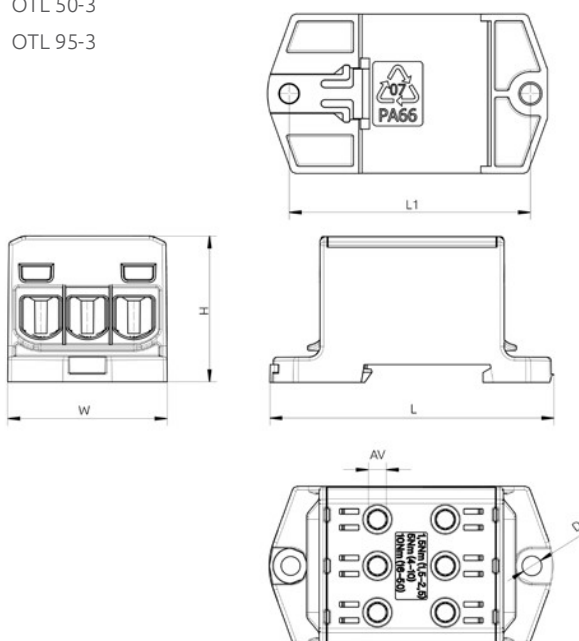
Grey		MAA3050A10	MAA3095A10	MAA3150A10
Blue		MAA3050B10	MAA3095B10	MAA3150B10
Yellow-green		MAA3050Y10	MAA3095Y10	MAA3150Y10

Technical data

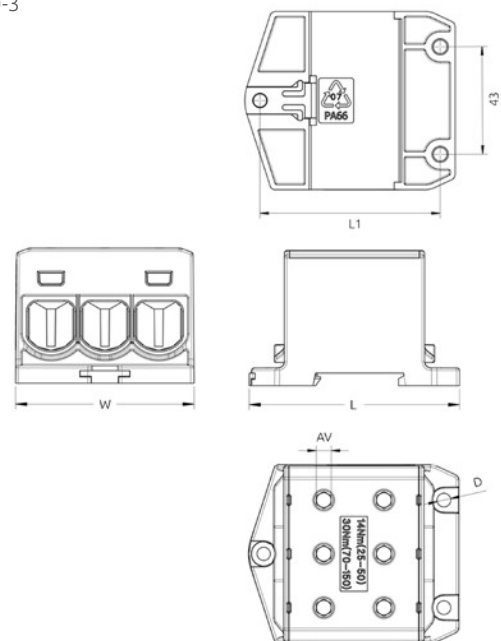
Conductor cross-section CU, AL (mm ²)	1.5 - 50	6 - 95	25 - 150
Nominal voltage AC / DC (V)	1000	1000	1000
Nominal current (A)	160 (CU) / 145 (AL)	245 (CU) / 220 (AL)	320 CU / 290 (AL)
Width / Height / Length (mm)	46 / 41 / 80	59 / 51 / 84	71 / 54 / 84
Screw, hexagonal key	No. 5	No. 6	No. 6
Tightening torque (Nm)	1,5 Nm (1,5 - 2,5 mm ²) 5 Nm (4 - 10 mm ²) 10 Nm (16 - 50 mm ²)	12 Nm (6 - 25 mm ²) 22 Nm (35 - 95 mm ²) -	14 Nm (25 - 50 mm ²) 30 Nm (70 - 150 mm ²) -
Mounting	DIN rail, screw	DIN rail, screw	DIN rail, screw
Weight (g)	109	178	246
Package (pcs)	20	6	6

Dimensions

OTL 50-3
OTL 95-3



OTL 150-3



3 pole (6 holes), 5 pole (10 holes) universal terminals OTL **MOREK**



OTL 35-3X



OTL 50-3X



OTL 35-5X

Grey	●	MAA1335A10	MAA1350A10	-
Grey, Blue, Yellow-green	● ● ●	-	-	MAA5035A10

Technical data

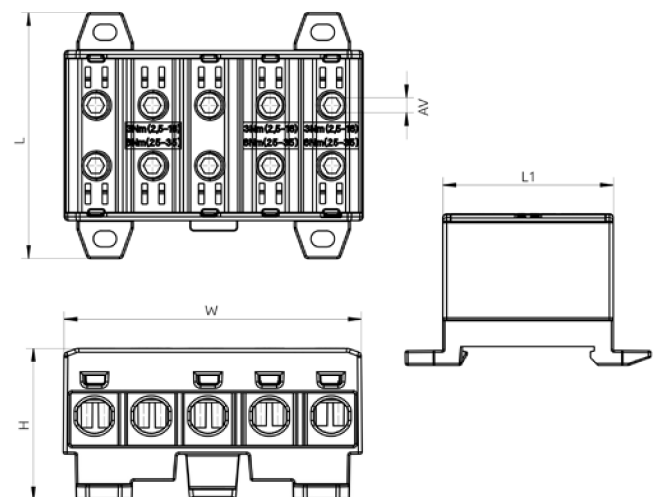
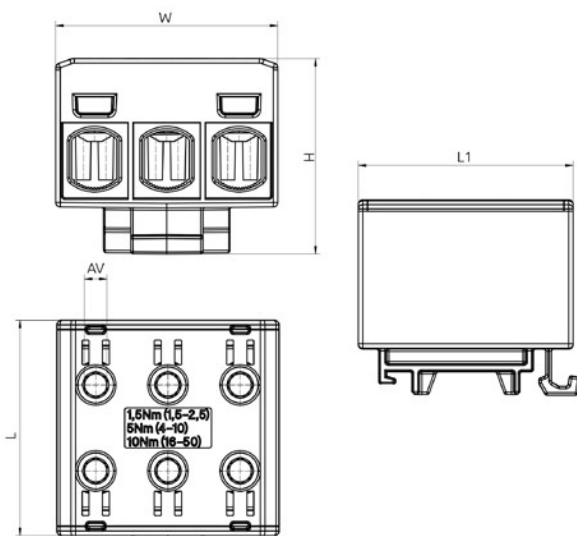
Conductor cross-section CU, AL (mm ²)	2,5 - 35	1,5 - 50	2,5 - 35
Nominal voltage AC / DC (V)	1000	1000	1000
Nominal current (A)	3 x 135 (CU) / 3 x 120 (AL)	3 x 160 (CU) / 3 x 145 (AL)	3 x 135 (CU) / 3 x 120 (AL)
Width / Height / Length (mm)	46 / 40 / 46	49 / 43 / 49	79 / 40 / 65
Screw, hexagonal key	No. 4	No. 5	No. 4
Tightening torque (Nm)	3 Nm (2,5 - 16 mm ²) 6 Nm (25 - 35 mm ²)	1,5 Nm (1,5 - 2,5 mm ²) 5 Nm (4 - 10 mm ²) 10 Nm (16 - 50 mm ²)	3 Nm (2,5 - 16 mm ²) 6 Nm (25 - 35 mm ²)
Mounting	DIN rail	DIN rail	DIN rail, screw
Weight (g)	70	81	120
Package (pcs)	20	20	10

Dimensions

OTL 35-3X

OTL 50-3X

OTL 35-5X





Protective plastic covers are offered as accessories for universal terminals OTL. They are used for blanking unused connection space or for maintaining IP20 protection class when using wire with smaller cross-section. These accessories are offered for terminals series OTL 50, OTL 95, OTL 150 and OTL 240.



**Finger guard
OTL 50**



**Finger guard
OTL 95**



**Finger guard
OTL 150**



**Finger guard
OTL 240**

Grey	MAA0050A10	MAA0095A10	MAA0150A10	MAA0240A10
------	------------	------------	------------	------------

Technical data

Width / Height / Length (mm)	14 / 31,5 / 10	18,3 / 45 / 10	22 / 47,5 / 10	28 / 57,5 / 10
Material	PA 66	PA 66	PA 66	PA 66
Weight (g)	0,8	1,4	1,7	2,7
Package (pcs)	10	10	10	10

Contact grease SR-1

- Lubrication grease & rust inhibitor for electrical connectors
- Used both indoors and outdoors

Materials

- Lithium thickened grease, containing antioxidants and corrosion inhibitors

Warning: prolonged or repeated skin contact may irritate the skin and produce dermatitis.

Advantages

- Good protection against both copper and steel corrosion
- Prevention of oxidation of aluminium surfaces
- Reduction of transition resistance while used with wire brush

Standards

- DIN 51502 K2K-30
- ISO 6743 ISO-L-XCCHA2

Contact grease SR-1 250 ml



SR-1

Contact grease SR-1 250ml	MYA0001A10
---------------------------	------------

Technical data

Base oil viscosity / cSt at 40 °C	112
Base oil viscosity / cSt at 100 °C	10
Dropping point / °C	>180
Temperature range / °C	-30 to 110
Thickener	Lithium
SKF Emcor WWO distilled water / ISO 11007mod	0-0
Copper corrosion 24h / 100 °C / ASTM D4048	1b
Water resistance / DIN 51807 / 1	0-90
Oil separation 168h / 40 °C / IP121	6%