


# RSE Miniature High Power Relay



Technical Datasheet

## Key Features

- 10A Switching Capacity
- Long Endurance (min. 100,000 electrical operations)
- Industry Standard 8 or 11 Pin Round Terminals
- Different Sockets Available
- RoHS compliant
- Outline Dimensions: 35.0 x 35.0 x 53.0mm



## Options & Ordering Codes

<b>RSE</b>	<b>2</b>	<b>PN</b>	<b>24VDC</b>
<b>Contact Arrangement</b>		<b>Coil Voltage</b>	
2 Pole Changeover (CO)	2		
3 Pole Changeover (CO)	3		
<b>LED &amp; Flag</b>		<b>Pin Configuration</b>	
	<b>PN</b>	Standard Configuration	
		<b>H</b> Alternative Configuration (3 Pole only)	

## Contact Data

Contact Arrangement	2P	3P
Contact Resistance	100mΩ (at 1A 24VDC)	
Contact Material	AgSnO <sub>2</sub>	
Contact Rating	10A 250VAC / 28VDC	NO: 10A 250VAC / 28VDC NC: 5A 250VAC / 28VDC
Max. Switching Voltage	250VAC / 28VDC	
Max. Switching Current	10A	
Max. Switching Power	2500VA / 280W	
Mechanical Life	1x10 <sup>7</sup> OPS	
Electrical Life	1x10 <sup>5</sup> OPS	

## Coil

Coil Power	DC Type	1.5W
	AC Type	2.4VA

## Coil Data

at 23°C

Nominal Voltage VDC	Pick-up Voltage VDC max.	Drop-out Voltage VDC min.	Coil Resistance Ω
6	4.8	0.6	23.5 (1±10%)
12	9.6	1.2	95 (1±10%)
24	19.2	2.4	430 (1±10%)
48	38.4	4.8	1630 (1±10%)
100	80.0	10.0	6800 (1±10%)
110	88.0	11.0	7300 (1±10%)

## Characteristics

Insulation Resistance	500mΩ (at 500VDC)	
Dielectric Strength	Between Coil & Contacts	1500VAC 1min
	Between Open Contacts	1000VAC 1min
	Between Contact Sets	1500VAC 1min
Operate Time (at nominal voltage)	30ms max.	
Release Time (at nominal voltage)	30ms max.	
Ambient Temperature	-40°C to 55°C	
Humidity	98% RH, +40°C	
Vibration Resistance	10Hz to 55Hz 1.5mm DA	
Shock Resistance	Functional	98m/s <sup>2</sup>
	Destructive	980m/s <sup>2</sup>
Unit Weight	Approx. 100g	
Construction	Dust Protected	

Nominal Voltage VAC (50/60Hz)	Pick-up Voltage VAC max.	Drop-out Voltage VAC min.	Coil Resistance Ω
6*	4.8	1.8	3.9 (1±10%)
12	9.6	3.6	16.9 (1±10%)
24*	19.2	7.2	70 (1±10%)
48*	38.4	14.4	315 (1±10%)
110	80.0	30.0	1500 (1±10%)
220	160.0	60.0	6200 (1±10%)
230	176.0	66.0	7100 (1±10%)

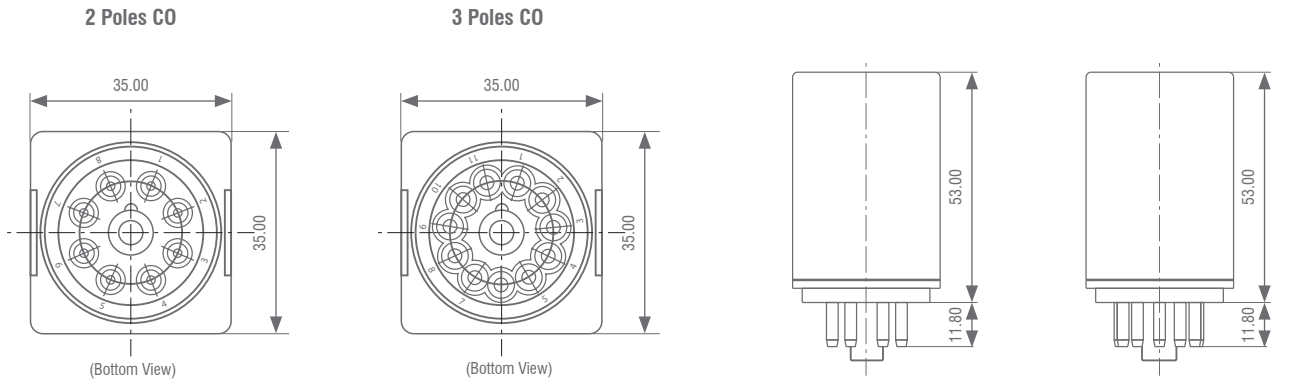
\* Not suitable for 60Hz operation

# RSE Miniature High Power Relay

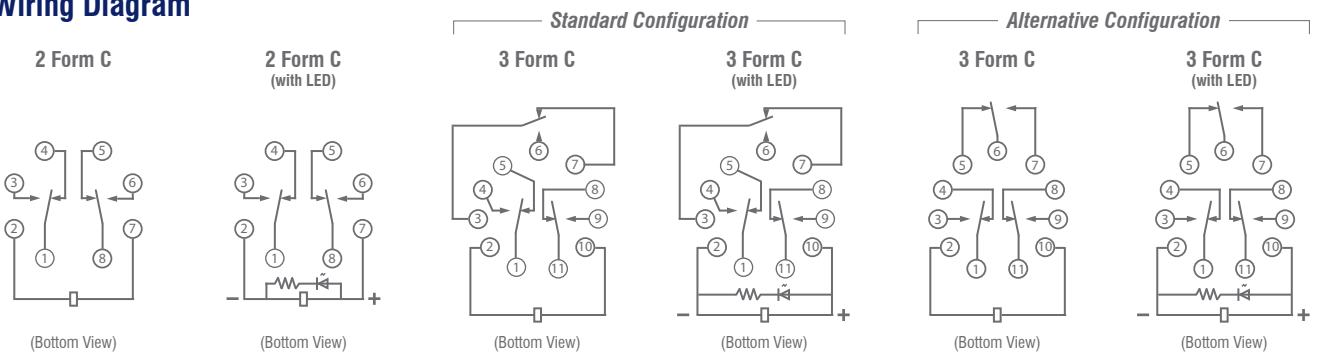


## Dimensions

Technical Datasheet



## Wiring Diagram



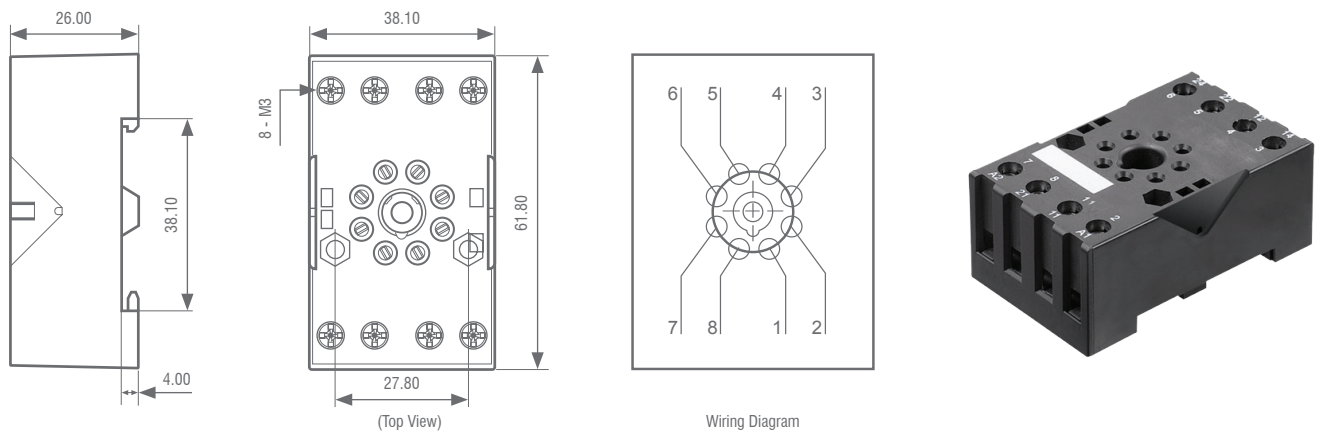
NOTE: For AC parts with diode, the positive and negative pole markings on wiring diagram are not applicable.

## Bases - Dimensions (mm)



Relay	Base	Nominal Voltage (V)	Nominal Current (A)	Ambient Temperature	Dielectric Strength Min.	Screw Torque (Nm)	Wire Strip Length (mm)
RSE2	SRRE8	300V	10A	-25°C to +85°C	2500VAC	0.5Nm	7mm
RSE2	SRRE8-M	300V	10A	-25°C to +85°C	2500VAC	0.5Nm	7mm
RSE3	SRRE11	300V	10A	-25°C to +85°C	2500VAC	0.5Nm	7mm
RSE3	SRRE11-M	300V	10A	-25°C to +85°C	2500VAC	0.5Nm	7mm

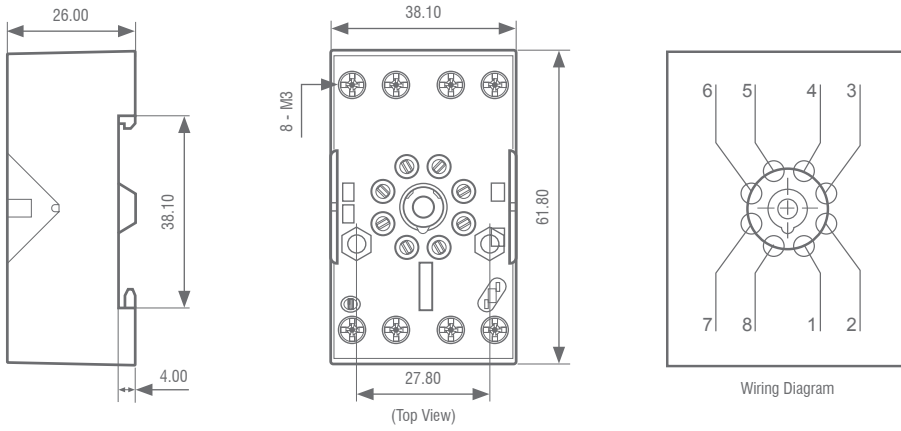
## SRRE8



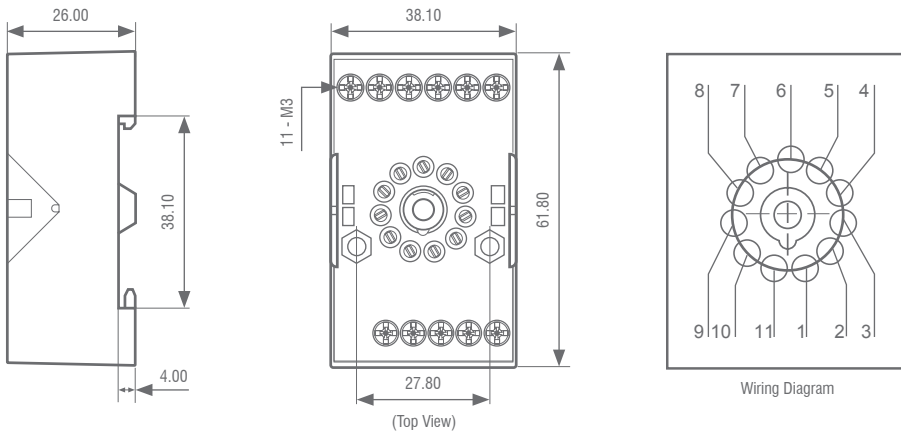
# RSE Miniature High Power Relay



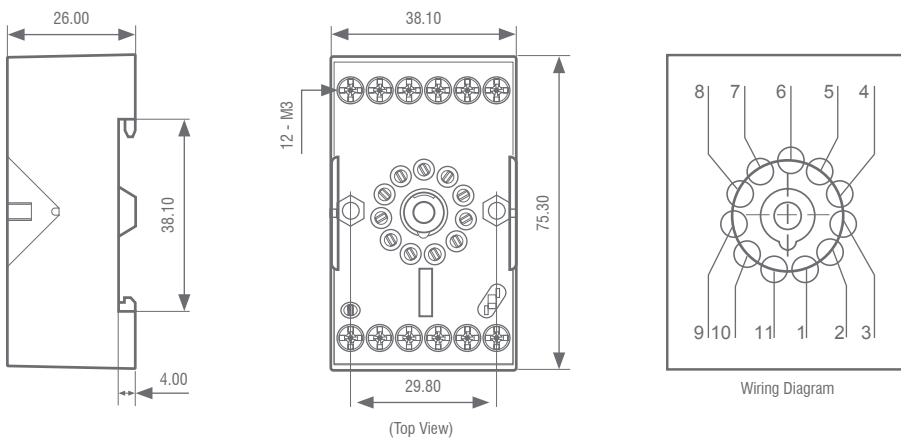
## SRRE8-M



## SRRE11

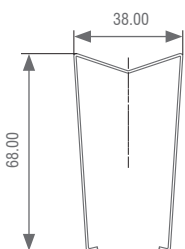


## SRRE11-M



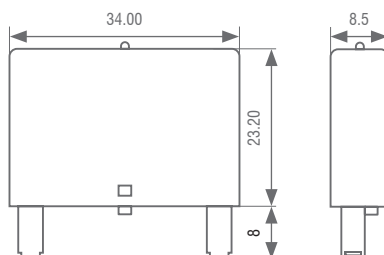
## Retainer

RS-Clip



## Plug-In Modules

RPDME1



6-220VDC, Diode, -A1 to +A2

For SRRE8-M, SRRE11-M & Relays without LED